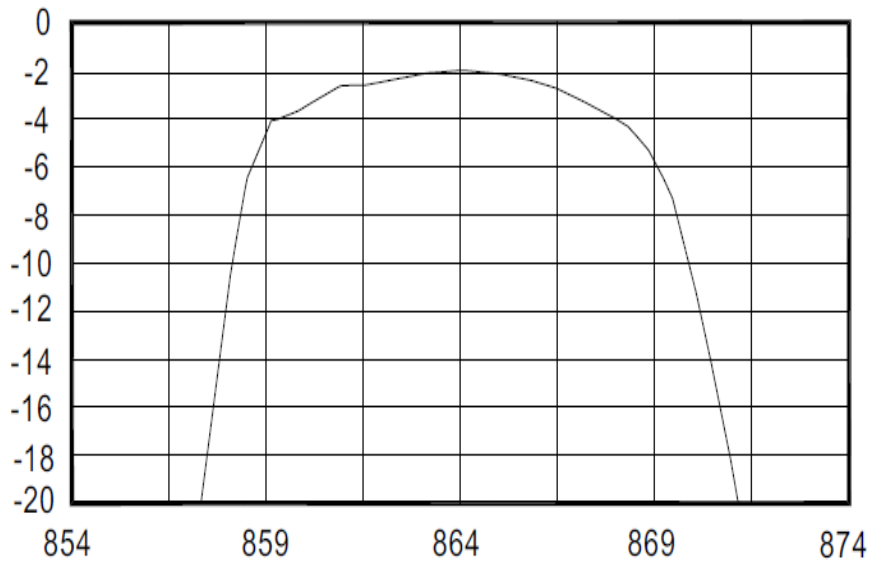
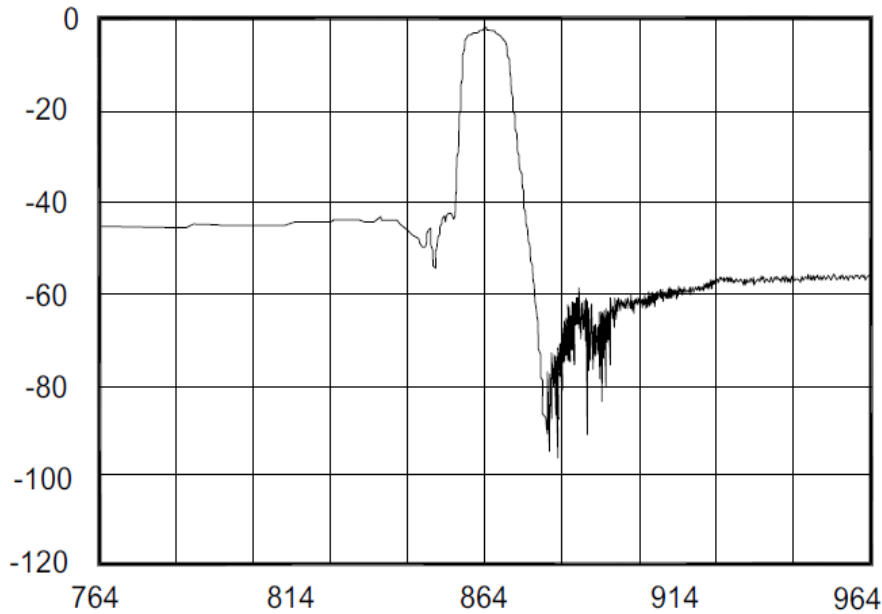


DESCRIPTION

- 864 MHz SAW bandpass filter with 12 MHz bandwidth.
- 3 x 3 mm ceramic LCC, 6 pads.
- RoHS compliant.

TYPICAL PERFORMANCE



SPECIFICATION

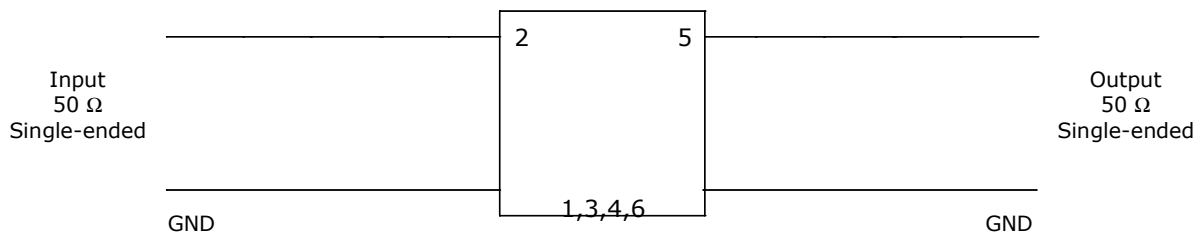
Parameter	Min	Typ	Max	Units
Center Frequency (Fc) ¹	-	864	-	MHz
Insertion Loss (863 to 865 MHz)	-	2.8	3.5	dB
Passband Ripple (863 to 865 MHz)	-	1	1.8	dB
Input/Output VSWR (863 to 865 MHz)	-	2	2.2	:1
Rejection (300-848 MHz) ²	50	55	-	dB
Rejection (848-853.3 MHz) ²	50	55	-	dB
Rejection (878-882 MHz) ²	50	55	-	dB
Rejection (882-1200 MHz) ²	50	55	-	dB
Ambient Temperature	25			°C
System Source and Load Impedance	50/0			Ω/pF

- Notes: 1. Average of lower & upper 3 dB frequencies.
2. Referenced to 0 dB absolute level.

MAXIMUM RATINGS

Parameter	Min	Max	Units
Storage Temperature Range	-40	85	°C
Operating Temperature Range	-40	85	°C
Input Power Level	-	10	dBm
DC Permissive Voltage	-	10	V DC

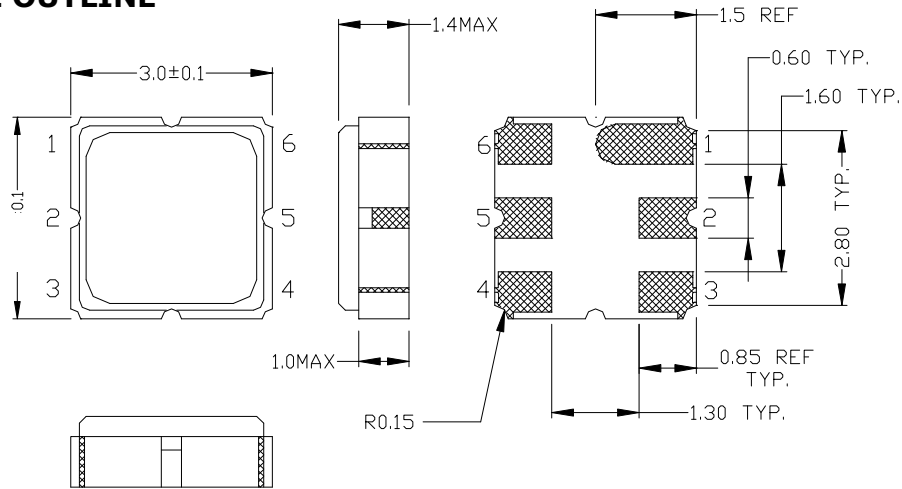
MATCHING CIRCUIT



Notes:

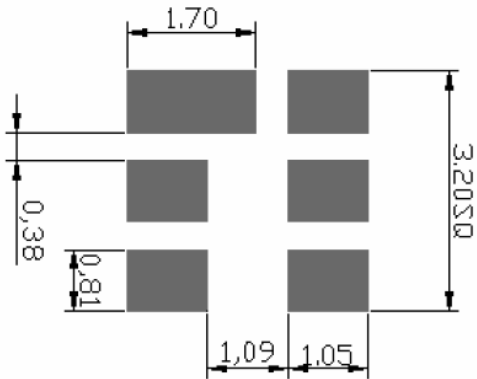
- External matching components are not required.

PACKAGE OUTLINE



Units: mm

SUGGESTED FOOTPRINT



Typical tolerances are ± 0.15 mm except where indicated.

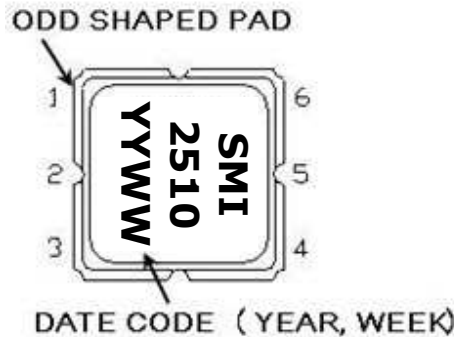
Pad Configuration:

Input: 2
 Output: 5
 Ground: All other pads

Package Material:

Body: Al_2O_3 ceramic
 Lid: Kovar, Ni plated
 Terminations: Au plating 1 μ m min, over a 1.3-8.9 μ m Ni plating

MARKING



**ISO 9001
Registered**

All specifications are believed to be accurate and reliable. However, Spectrum Microwave reserves the right to make changes without notice.
 © 2011 All rights reserved.